

For FAQs and more information, please visit:  
**anker.com/support**



*Charge Fast, Live More*



@anker\_official  
@anker\_jp



@Anker Deutschland  
@Anker Japan  
@Anker



@AnkerOfficial  
@Anker\_JP



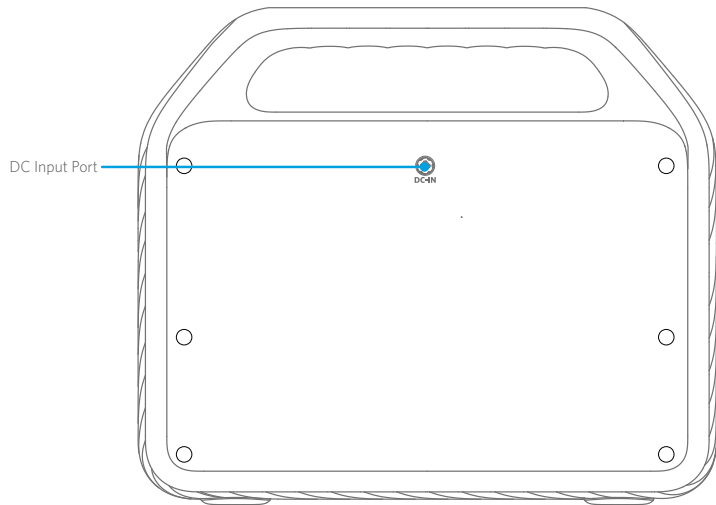
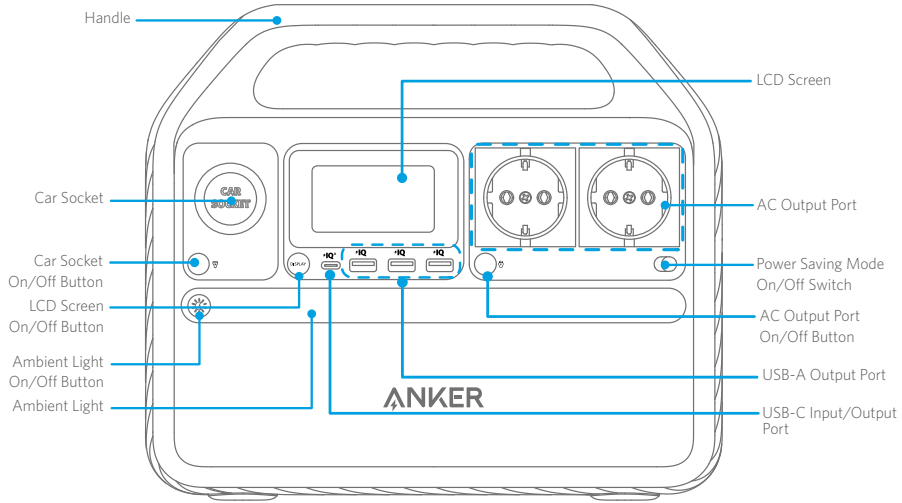
Anker **535** Portable Power Station  
(PowerHouse 512Wh)

## **USER MANUAL**



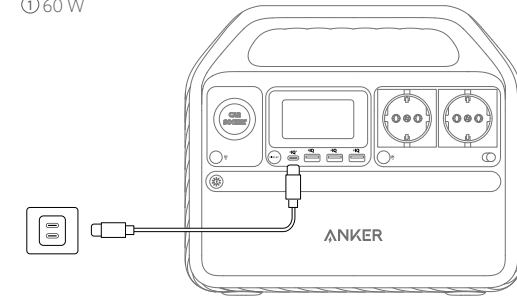


# Overview

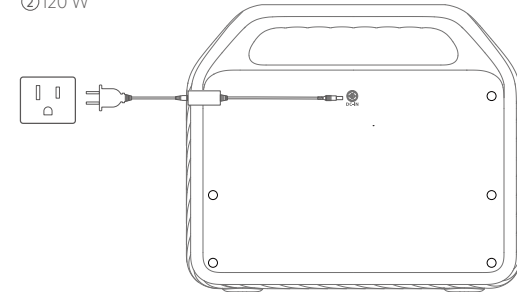


# Recharging Your Power Station

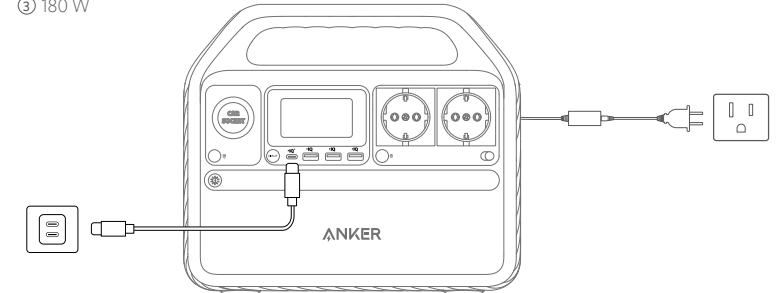
① 60 W



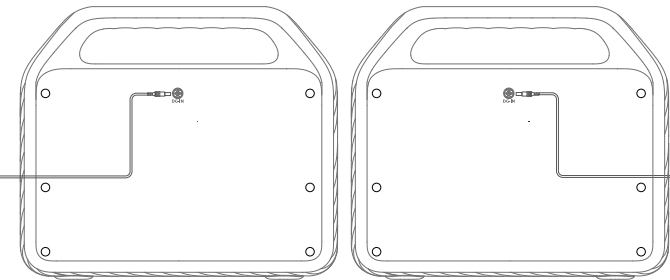
② 120 W



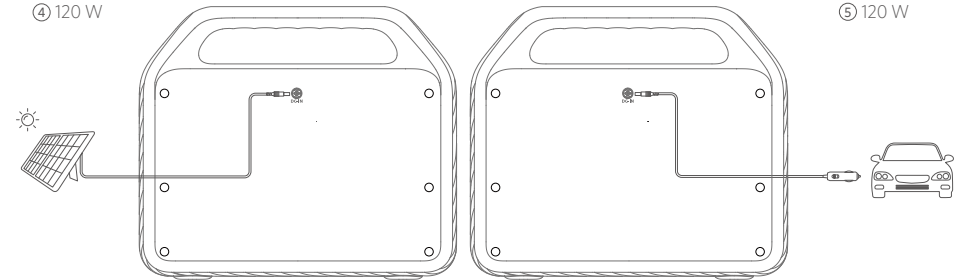
③ 180 W



④ 120 W

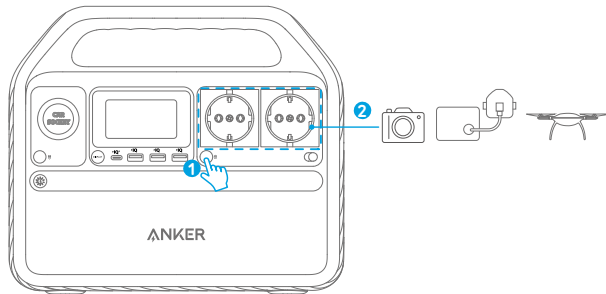
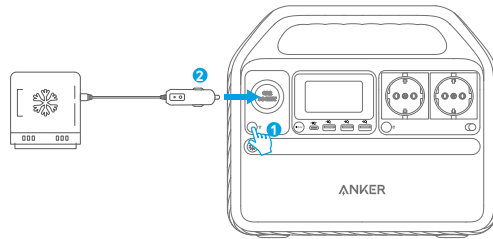
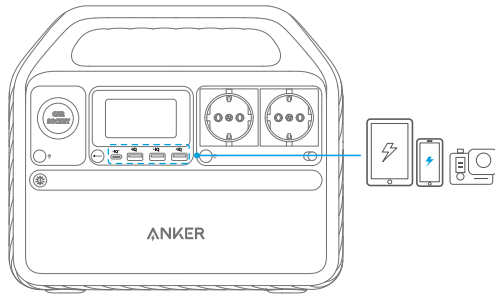


⑤ 120 W



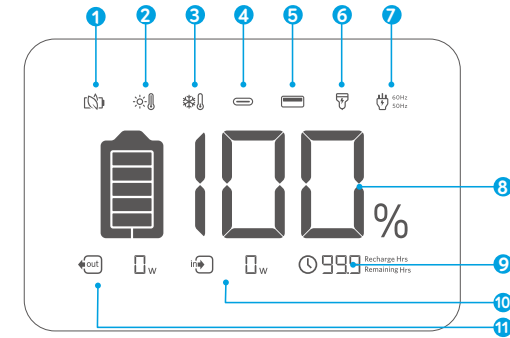
- Please fully charge the product before using it for the first time.
- When your portable power station only has 1% battery remaining, the indicators will flicker to remind you to recharge the device.

## Powering Your Devices



1. The USB-A and USB-C ports support plug and charge. When devices are plugged in, they will start charging automatically; when devices are unplugged, they will turn off automatically.
2. The car socket and AC output port do not support plug and charge. Use the corresponding on/off buttons to turn them on before charging.
3. To avoid draining the battery, we recommend keeping Power Saving Mode turned on except when you are charging low-powered devices like CPAP machines and cameras.

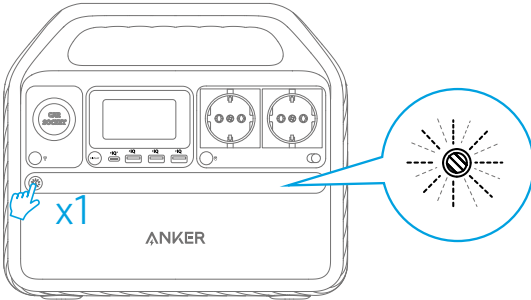
## LCD Screen Guide



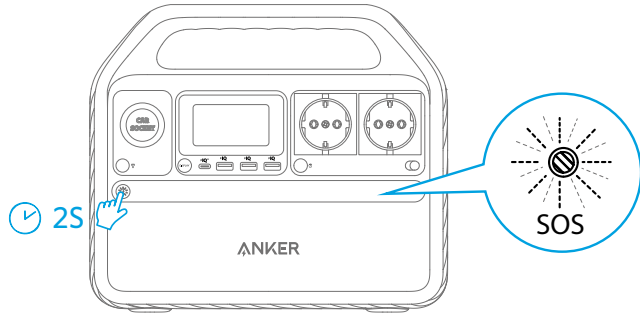
- 1 Power Saving Mode
- 2 High-Temperature Alert
  - When this icon shows, stop using the product and leave it to cool down until the icon disappears.
- 3 Low-Temperature Alert
  - When this icon shows, stop using the product until the icon disappears.
- 4 USB-C Input/Output
- 5 USB-A Output
- 6 Car Charging
- 7 60Hz  
50Hz  
AC Charging and Voltage Frequency  
Press the AC output port on/off button for 2 seconds to switch the frequency.
- 8 100%  
Remaining Battery
- 9 999 Recharge Hrs  
Remaining Hrs  
Remaining Battery (In Hours)
- 10 in W  
Current Input Power
- 11 out W  
Current Output Power

## Flashlight Mode

Press the button once to turn on the ambient light.

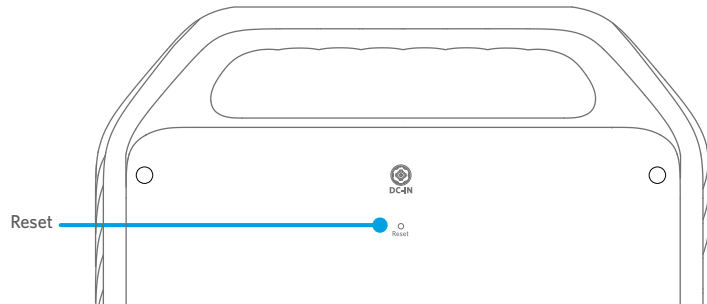


Hold the button for 2 seconds to turn on SOS mode.



## Trouble Shooting

### Resetting Your Power Station



If your Power Station isn't working correctly, insert a paper clip or pin into the reset hole for 1 second for a factory reset. If the Power Station still doesn't work, please contact [support@anker.com](mailto:support@anker.com).

## FAQ

**Q1: What's the max power output of the AC port?**

500W, and if you use the AC port for devices greater than 500W, the product will automatically turn off.

**Q2: Can I recharge the product while charging connected devices?**

Yes.

**Q3: Can this product power a CPAP?**

Yes, but do not forget to turn off the Power Saving Mode first.

**Q4: Will this product lose power automatically if not powered off?**

Yes, when the car socket or AC control button is turned on, even if no devices are being charged, there will still be a certain amount of no-load power consumption. To avoid draining the battery, we recommend keeping Power Saving Mode turned on except when you are charging low-powered devices like CPAP machines and cameras.

**Q5: What kind of solar charger can charge this product?**

Any 11V-28V solar charger with a DC 8mm (DC 7909) male connector.

## Specifications

Cell Capacity	512 Wh
DC Input	11-28V $\equiv$ 10A (120W Max)
Car Charger Output	12V $\equiv$ 10A
AC Output	220-240V~, 2.27A, 50Hz, 500W
USB-A Output	5V $\equiv$ 7.2A (2.4A Max Per Port)
USB-C Input	5V $\equiv$ 3A/ 9V $\equiv$ 3A/ 15V $\equiv$ 3A/20V $\equiv$ 3A (60W Max)
USB-C Output	5V $\equiv$ 3A/ 9V $\equiv$ 3A/ 15V $\equiv$ 3A/20V $\equiv$ 3A (60W Max)
Discharging Temperature	-4°F-104°F / -20°C-40°C
Charging Temperature	32°F-104°F / 0°C-40°C
Size	29.16 × 25.1 × 18.8 cm / 11.48 × 9.88 × 7.4 in
Net Weight	7.6 kg / 16.75 lbs
Gross Weight	8.87 kg / 19.55 lbs

## Attention



Not permitted on aircraft.

## IMPORTANT SAFETY INSTRUCTIONS

WARNING - When using this product, basic precautions should always be followed, including the following:  
Read all the instructions before using the product.

- To reduce the risk of injury, close supervision is necessary when the product is used near children.
- Do not put fingers or hands into the product.
- Do not expose the product to rain or snow.
- Use of a power supply or charger not recommended or sold by the product manufacturer may result in a risk of fire or injury to persons.

To reduce risk of damage to the electric plug and cord, pull the plug rather than the cord when disconnecting the product.

- Do not use the product in excess of its output rating. Overload outputs above rating may result in a risk of fire or injury to persons.
- Do not use the product that is damaged or modified. Damaged or modified batteries may exhibit unpredictable behavior resulting in fire, explosion or risk of injury.

Do not operate the product with a damaged cord or plug, or a damaged output cable.

- Do not disassemble the product. Take it to a qualified service person when service or repair is required. Incorrect reassembly may result in a risk of fire or electric shock
- Do not expose to fire or high temperatures. Exposure to fire or temperatures above 130°C may cause explosion.

To reduce the risk of electric shock, unplug the power pack from the outlet before attempting any instructed servicing.

- Have servicing performed by a qualified repair person using only identical replacement parts. This will ensure that the safety of the product is maintained.
- When charging a device, the product may feel warm, this is a normal operating condition and should not be cause for concern.

When charging the internal battery, work in a well ventilated area and do not restrict ventilation in any way.

- Do not clean the product with harmful chemicals or detergents.
- Misuse, dropping or excessive force may cause product damage.
- When disposing of secondary cells or batteries, keep cells or batteries of different electrochemical systems separate from each other.

CAUTION: Risk of explosion if the battery is replaced by an incorrect type.

- Disposal of a battery into fire or a hot oven, or mechanically crushing or cutting of a battery, can result in an explosion;
  - Leaving a battery in an extremely high temperature environment can result in an explosion or leakage of flammable liquid or gas;
  - A battery subjected to extremely low air pressure may cause an explosion or leakage of flammable liquid or gas;
- Unplug the AC power cable to disconnect from line voltage.

### Storage and Maintenance instructions

1. Store the product between 32°F-104°F (0°C-40°C). Avoid exposing the product to rain or using the product in a humid environment.
2. To preserve the battery lifespan, charge to 100% after using. If you plan to store your power station, recharge to 100% every 3 months.
3. Keep the product on a flat surface when using, charging, and storing.

### FCC Statement

This device complies with Part 15 of the FCC Rules. Operation is subject to the following two conditions: (1) This device may not cause harmful interference, and (2) this device must accept any interference received, including interference that may cause undesired operation.

**Warning:** Changes or modifications not expressly approved by the party responsible for compliance could void the user's authority to operate the equipment.

**Note:** This equipment has been tested and found to comply with the limits for a Class B digital device, pursuant to Part 15 of the FCC Rules. These limits are designed to provide reasonable protection against harmful interference in a residential installation.

This equipment generates, uses, and can radiate radio frequency energy and, if not installed and used in accordance with the instructions, may cause harmful interference to radio communications. However, there is no guarantee that interference will not occur in a particular installation. If this equipment does cause harmful interference to radio or television reception, which can be determined by turning the equipment off and on, the user is encouraged to try to correct the interference by one or more of the following measures:

- (1) Reorient or relocate the receiving antenna.
- (2) Increase the separation between the equipment and receiver.

(3) Connect the equipment into an outlet on a circuit different from that to which the receiver is connected.

(4) Consult the dealer or an experienced radio / TV technician for help.

The following importer is the responsible party.

Company Name: Fantasia Trading LLC

Address: 5350 Ontario Mills Pkwy, Suite 100, Ontario, CA 91764

Telephone: +1-800-988-7973

### IC Statement

This device complies with Industry Canada license-ICES-003. Operation is subject to the following two conditions: (1) This device may not cause interference, and (2) This device must accept any interference, including interference that may cause undesired operation of the device.

Le présent appareil est conforme aux CNR d'Industrie Canada applicables aux appareils radio exempts de licence.

L'exploitation est autorisée aux deux conditions suivantes : (1) L'appareil ne doit pas produire de brouillage, et (2) l'utilisateur de l'appareil doit accepter tout brouillage radioélectrique subi, même si le brouillage est susceptible d'en compromettre le fonctionnement.

This digital apparatus complies with CAN ICES-003(B)/NMB-003(B).

### Declaration of Conformity

Hereby, Anker Innovations Limited declares that the product type A1751 is in compliance with Directives 2014/35/EU & 2014/30/EU & 2011/65/EU. The full text of the EU declaration of conformity is available at the following internet address:

<https://www.anker.com>

### GB Declaration of Conformity

Hereby, Anker Innovations Limited declares that the product type A1751 is in compliance with Electrical Equipment (Safety) Regulations 2016 & Electromagnetic Compatibility Regulations 2016 & The Restriction of the Use of Certain Hazardous Substances in Electrical and Electronic Equipment Regulations 2012. The full text of the GB declaration of conformity is available at the following internet address:

<https://www.anker.com>.

Anker Innovations Limited | Room 1318-19, Hollywood Plaza, 610 Nathan Road, Mongkok, Kowloon, HongKong

The following importer is the responsible party (contract for EU and UK matters)

Anker Innovations Deutschland GmbH | Georg-Mueller-Strasse 3, 80807 Munich, Germany

Anker Technology (UK) Limited | GNR8, 49 Clarendon Road, Watford, Hertfordshire, WD17 1HP, United Kingdom

## Customer service

DE: Kundenservice

IT: Servizio Clienti

TR: Müşteri Hizmetleri

ES: Atención al Cliente

PT: Serviço de Apoio ao Client

简体中文: 客服支持

FR: Service Client

RU: Обслуживание клиентов

繁體中文: 客戶服務

AR: خدمة العملاء



EN: 5-Year Limited Warranty\*

ES: Garantía limitada de 5 años\*

IT: Garanzia limitata di 5 anni\*

RU: 5-летняя ограниченная гарантия

简体中文: 5年有限保修

DE: 5 Jahre eingeschränkte Garantie\*

FR: Garantie limitée de 5 ans\*

PT: 5 anos de garantia limitada

TR: 5 Yıllık Sınırlı Garanti

繁體中文: 5年有限保固

AR: ضمان محدود لمدة 5 سنوات

\*EN: Please note that your rights under applicable law governing the sale of consumer goods remain unaffected by the warranties given in this Limited Warranty.

DE: Die gesetzlichen Gewährleistungspflichten bleiben von der beschränkten Herstellergarantie unberührt.

ES: Tenga en cuenta que los derechos que le conceden las leyes aplicables que rigen la venta de bienes de consumo no se ven afectados por las garantías que proporciona esta garantía limitada.

FR: Notez que vos droits dans le cadre de la législation régissant la vente de biens de consommation ne sont pas affectés par les garanties accordées dans cette garantie limitée.

IT: Si prega di notare che i diritti del cliente ai sensi della legge applicabile in materia di vendita di beni di consumo non sono influenzati dalle garanzie concesse dalla presente Garanzia limitata.



EN: Lifetime technical support

ES: Asistencia técnica permanente

IT: Supporto tecnico per l'intero ciclo di vita

RU: Пожизненная техническая поддержка

简体中文: 终身技术支持

DE: Technischer Support für die Produktlebensdauer

FR: Assistance technique à vie

PT: Suporte técnico vitalício

TR: Ömür Boyu Teknik Destek

繁體中文: 永久技術支援

AR: دعم فني مدى الحياة



support@anker.com

support.me@anker.com (For Middle East and Africa Only)



(US/CA) +1 (800)988 7973

(UK) +44 (0) 1604 936200

(DE) +49 (0) 69 9579 7960

(Middle East & Africa) +971 42428633

(UAE) +971 8000320817

(KSA) +966 8008500030

(Kuwait) +965 22069086

(Egypt) +20 8000000826

(AU) +61 3 8331 4800

(TR) +90 0850 460 14 14

(RU) +8 (800) 511-86-23

(中国) +86 400 0550 036

(日本) 03 4455 7823

(한국) +82 02-1670-7098