



Sphere

air purifier

duux®

Thank you for choosing Duux.

We're so glad you decided to read the instructions to your new Duux air humidifier! Many users casually dismiss instructions and seek to figure it out on their own. But studies show that people who read instructions will get up to speed more quickly and efficiently than those who poke around with trial and error.

At Duux we believe in the importance of a comfortable and healthy living environment. Enhancing your well-being by designing appealing, functional and effective products is the passion that drives us every day. With our range of innovative air treatment products we aim to provide you the best possible indoor air quality.


Keep the air clean and save space in style with this compact, elegant air purifier. Sphere comes with a HEPA + active carbon filter and built-in vaporizer, allowing relaxing aromas to be spread through the room. With the built-in ionizer, negative ions will capture tiny particles in the air and pull them into the filter to produce clean air. The active carbon will also remove harmful gasses and unpleasant smells like tobacco smoke. The additional nightlight will create extra convenience during the evening and night. As it can also be powered by USB, this air purifier uses 80% less power than conventional air purifiers.

Read this manual carefully to get the most out of your air purifier.

Table of contents

1. Product overview	4
2. Installation & use	5
3. Functions	6
4. Maintenance	7
5. Technical specifications	9
6. FAQ	10

1. Product overview



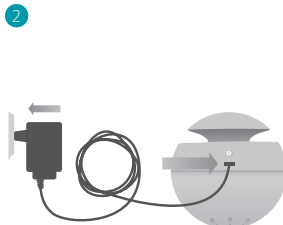
2. Installation and use

⚠ Note: Make sure that the device is placed on a flat or stable surface to prevent tumbling.

⚠ Note: Always switch off the device before disconnecting the adapter

Installation

- 1 Put the power adapter in the power outlet
- 2 Put the adapter in the connector on the back-side of the device
- 3 Switch on the device by pressing the on/off button



3. Functions

Nightlight

The nightlight can be switched off by pressing the on/off button twice.

Aromatherapy use

- 1 Turn off the device
- 2 Remove the top part
- 3 Take out the aroma cup
- 4 Pour 2-3 drops of oil in the aroma cup
- 5 Place back the aroma cup, close the top part & turn on the device

4. Maintenance

Cleaning

- 1 Disconnect the adapter before cleaning.
- 2 Only clean the device and adapter with a dry or dampened cloth.
- 3 Do not use chemical cleaners.
- 4 Make sure the device is dry before connecting the adapter.

Filter replacement

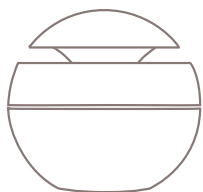
Depending on the usage and air quality we advise to change the filter every 3 to 6 months.

Spare parts

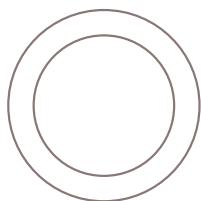
Spare parts and accessories can be requested at the point of purchase or local distributor.

Your personal
air purifier.

5. Technical specifications



200 mm



200 mm

200 mm



Weight:
0,7 kg



Power consumption:
0-2 W



Noise level:
<32dBa



Effective area:
8-10m²



CADR:
68m²/h r



Removal efficiency:
99,97%



Main materials:
ABS, PP



Model no.:
DUAP01/02

The appearance and specification of the device may be changed without notice.

6. FAQ

Q. Where can I obtain aromatherapy to use in this device?

A. Duux offers a various range of aromatherapies like lavender, eucalyptus and citronella. But you can also buy it online or at your local wellness shop. However, always look out for aromatherapy that is suitable for use in air purifiers. This way you will not damage the device.

Q. Why do I hear a humming sound when the device is in use?

A. There is a fan located in the top part of the air purifier that sucks air through the filter and blows our clean air. Don't worry, it's normal.

Q. What if my room is larger than the effective area specified?

A. It's not a problem, but please mind that the ACH (air changes per hour) will reduce in larger rooms. The max. room size suitable for this device is 68m³.

Q. How can I switch of the nightlight?

A. Simply press the power button twice to switch off the nightlight and LED indicator.

Q. Where in the room should I place the air purifier for optimal results?

A. Do not put the air purifier in a corner. The rule of thumb is to keep a meter clearance at the top, front, and sides for optimal efficiency.

Q. Any other efficiency tips?

A. Keep all windows and doors closed and try to limit pets and/or too many people in the room as this will increase the amount of pet hair / co² (carbon dioxide).

Designed in The Netherlands bij Duux International BV. Made in P.R.C.
Duux International BV, P.O. Box 145, 5400 AC Uden Netherlands, www.duux.com

© 2016 Duux. All rights reserved.
DUUX® is a trademark of Duux International BV,
registered in the EU and other countries.
The brand cited belongs exclusively to the respective owners.

Specifications are subject to modification without notice.

DUUX®